

DOWEL PINS

Dowel Pins are used to join two pieces of wood.

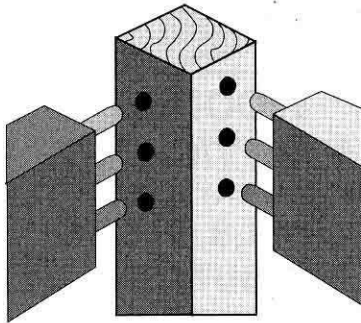


FIG (1)

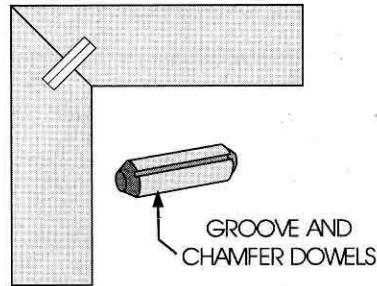


FIG (2)

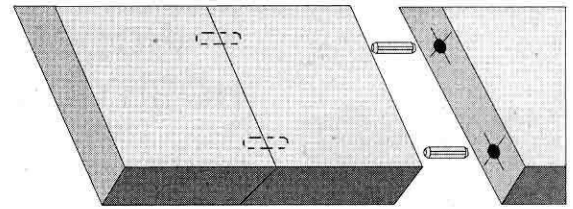


FIG (3)

Dowel Pins are a short section of dowel rod that usually have a chamfer at each end to aid location in assembly. They also have grooves along their length allowing trapped glue to escape. These grooves can be of two types; single or multiple grooves along the entire length (Fig. 1) or a spiral groove (Fig.2) that runs from end to end.




FIG. 1
MULTI-GROOVES



FIG. 2
SPIRAL GROOVES

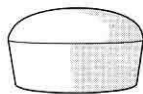
DOWEL PLUGS

Dowel Plugs are used to conceal screw holes in wood. There are 3 basic types of dowel plugs:

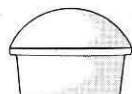
FLAT HEAD PLUGS - Used when a smooth finish is desired.



ROUND HEAD PLUGS - Used when a decorative finish is desired and a smooth surface is not necessary.



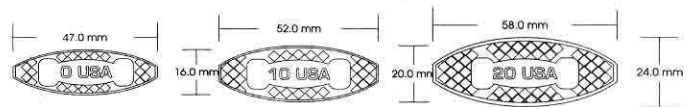
SCREW HOLE BUTTONS - Used when a decorative plug is desired and the edges of the hole should be covered. This type is the easiest to remove for future access to screw.



These plugs are available in different types of wood, with birch being the most common. Oak, cherry and walnut plugs can also be found.

WOOD BISCUITS

Wood Biscuits are an alternative to dowel pins for joining two pieces of wood. Wood biscuits are manufactured to absorb (water base) glue, swell & lock for a stronger joint. They require a special power tool (biscuit joiner) to cut the grooves to accept the biscuit. Biscuits come in standard sizes depending on the application. The most common sizes are 0, 10, & 20.



The following illustrations show a few applications using wood biscuits.

